



Over the next few months, we will all be learning in a range of ways, range of different environments and at a range of different times and speeds. But, we can all stay in regular contact and still thoroughly enjoy our learning together.

I will update this page by 8pm every evening ready for you to read the next morning.

Look out for regular updates and links to alternative fun games and activities to do both indoors and out.

You will all be learning in a different way so don't panic! Just remember to:

- **Always try your best. Keep that positive attitude for learning while you are away from the classroom.**
- **Be creative where you can, particularly if you are unable to access the daily work set. Invent your own.**
- **Try to be independent in your learning as much as you can.**
- **Be the teacher and teach your family members and carers all those wonderful things we have been exploring since September. You are the expert!**
- **Always present your work so that you are proud of your achievements (use a pencil for writing and maths).**
- **Take regular breaks, gets loads of fresh air when possible and drink lots of water!**
- **Talk to the adults around you if you are feeling worried or anxious about anything!**
- **Have fun!**

Monday 23rd March 2020

Good Morning Sunshine class. Did you have a good weekend?

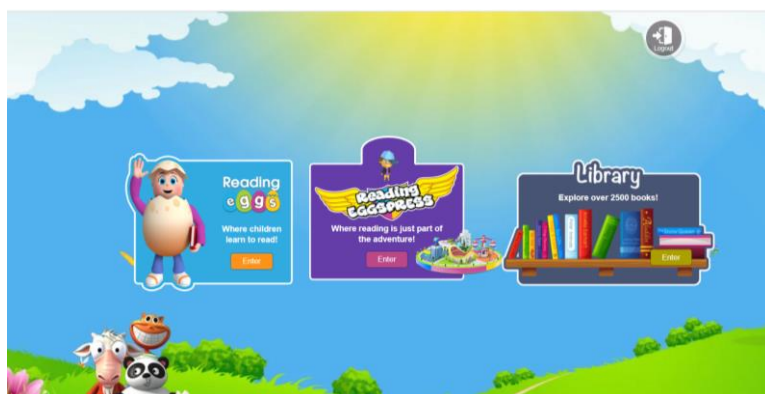
You may like to start the day with a wake up workout with Joe Wickes. If you don't have access to a computer, then maybe you could invent your own workout wherever you are standing right now or just get out in the garden!

<https://www.youtube.com/watch?v=Rz0go1pTda8>



Phonics/SPAGS

Please log into your reading eggs account and start your lessons and for our more confident readers you can log into Reading Eggspress.



Music Lesson

We are carrying on our topic “Understanding Music”. In today’s lesson, I will be giving you a piece of music to listen to and a worksheet to fill in what type of genre the music is, who is performing etc

<https://www.youtube.com/watch?v=4fk2prKnYnI>

Understanding Music: Key Features of Broad Genres

There are now many, many genres of music from baroque to dark bass and each one has many features. Here's a list of some popular and broad genres and some of their key features. Even these genres can be broken down into many other sub-genres.

Maybe you can spot some more features as you get to know them.

Genre	Features	Instruments
Reggae	<ul style="list-style-type: none">• rhythm on the off-beat (counts 2 and 4)	guitars and brass
Folk	<ul style="list-style-type: none">• traditional songs passed down through generations• songs often tell stories	acoustic and traditional instruments, including fiddles and guitars
Jazz	<ul style="list-style-type: none">• free style and syncopation (not sticking to simple rhythms and beats)	piano, guitar, smooth voices and brass
Rock	<ul style="list-style-type: none">• loud!• mainly counted in 4s	drums, electric guitars and strong voices
Classical	<ul style="list-style-type: none">• big sounds of the orchestra and dramatic pieces• can be long compositions	orchestra instruments
Country	<ul style="list-style-type: none">• often American• story songs and harmonies	fiddles, banjos, guitars and harmincas
Blues	<ul style="list-style-type: none">• specific chord sequences often in 12 bars• often sad songs	guitars and solo voices

Name: _____

Date: _____

Listening to Music for Detail

Title of the piece: _____

Performer(s): _____

Composer/writer: _____

Year composed/written: _____

Genre/Type of music: _____

How do you know it is this genre? _____

1. What instruments can you hear?

voice strings guitar drums bass tambourine

woodwind brass whistle piano/keyboard

Anything else? _____

2. What is the tempo? How fast or slow is the music? Describe any changes during the piece.

start	middle	end
-------	--------	-----

3. Dynamics: Are there quiet and loud parts? If so, where?

start	middle	end
-------	--------	-----

4. What word would you use to describe this piece?

5. Does the music sound happy or sad? These are called keys.

major (happy) minor (sad) happy and sad (major and minor)

6. Did you like the piece? Explain why or why not.

Understanding Music:

Tempo

The 'tempo' of music means how fast or slow it is

It can be measured in BPM (beats per minute)

'Happy Birthday' is roughly 85 BPM.

In formal music, there are special words that tell you how fast to play something:

Word	Meaning	Like...
lento	very slowly	a snail's pace
largo	slow	a slow stately
adagio	leisurely	dawdling
andante	medium/normal pace	walking pace
moderato	picking up pace	marching
allegro	fast	jogging
vivace	lively	running
presto	very fast	sprinting

Understanding Music:

Dynamics Chart

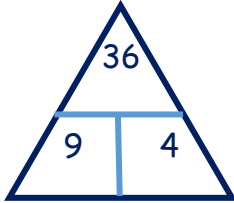
Sign	Word	Meaning	Volume
ppp	pianississimo	very soft	a whisper
pp	pianissimo	very soft	just louder than a whisper
p	piano	soft	quiet speaking voice
mp	mezzo piano	quite soft	speaking voice
mf	mezzo forte	quite loud	speaking voice
f	forte	loud	louder than speaking
ff	fortissimo	very loud	speaking loudly
fff	fortississimo	very loud	shouting
<	crescendo	starting softly and getting gradually louder	from quieter than speaking to shouting
>	diminuendo or decrescendo	starting loudly and getting gradually softer	from shouting, getting gradually quieter

Maths Lesson

Lo: To know and understand multiplication and division facts for the 9 times table.

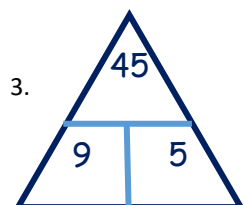
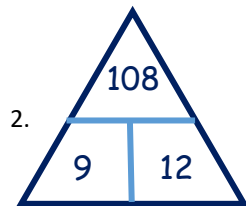
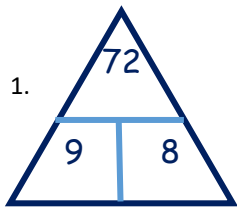
Multiplication and division facts

Look at the following triangle:



We can write four number sentences that use all three numbers: two multiplications and two divisions, i.e. $9 \times 4 = 36$, $4 \times 9 = 36$, $36 \div 9 = 4$ and $36 \div 4 = 9$.

Repeat for the three questions below, by writing four number sentences that use all three numbers, two multiplications and two divisions.



Complete the following questions below.

$9 \times 4 =$	$72 \div 9 =$	$9 \times 10 =$
$81 \div 9 =$	$9 \times 2 =$	$45 \div 9 =$
$9 \times 11 =$	$36 \div 9 =$	$9 \times 3 =$
$90 \div 9 =$	$9 \times 8 =$	$36 \div 9 =$
$9 \times 5 =$	$18 \div 9 =$	$9 \times 9 =$
$99 \div 9 =$	$9 \times 1 =$	$27 \div 9 =$